

**!** It is imperative that all users read the GeneXpert® Edge User guide for comprehensive operating instructions, including important warnings related to operator safety

## PREPARE

### Start of each day:

- Prepare 1:10 bleach solution and 70% ethanol
- Disinfect work surfaces firstly with bleach and then with ethanol.
- Unpack and connect the GeneXpert® Instrument, tablet computer, printer and barcode scanner

### Provided:

- GeneXpert® Instrument
- Tablet computer
- Battery
- Printer (Optional)

### Required:

- Assay cartridges
- Assay specific collection devices & equipment
- Permanent marker

### Recommended:

- Personal Protective Equipment
- Timer (Assay dependent)

### Optional:

- Extra battery pack

## OPERATE

### Power up the System & computer

**1**

Turn on the instrument



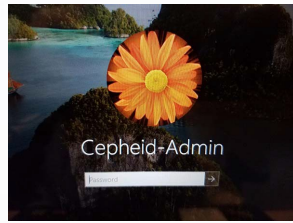
**2**

A blue light illuminates



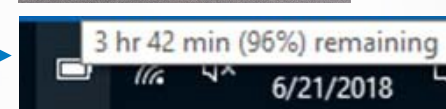
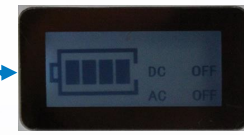
**3**

Turn on the tablet computer and log in to the software  
The password is cphd

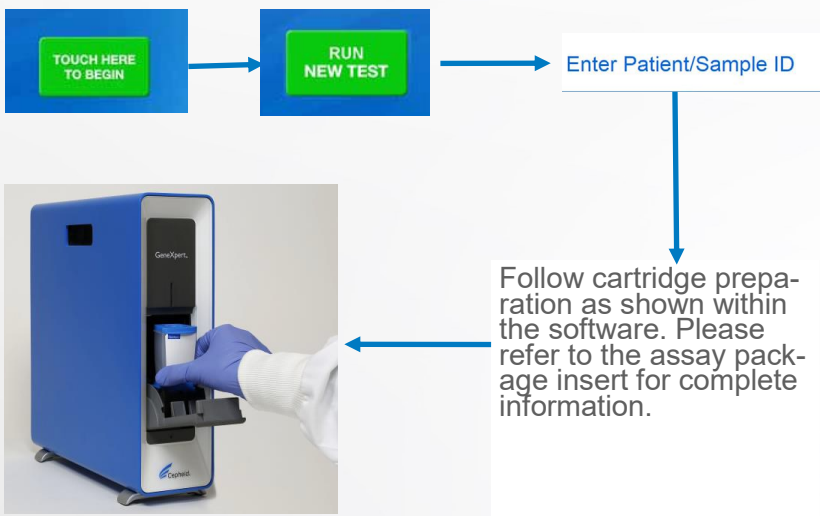


### Check your battery power

- Ensure your external battery and tablet battery are sufficiently charged before you start.
- Do NOT process a cartridge if the external battery is at 50% charge or less
- Ensure the battery for the tablet/computer is sufficiently charged



### Create a test

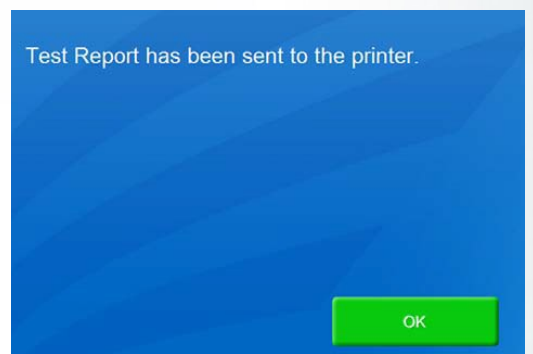


### Print test results

- Verify the printer is powered on, has paper and is communicating with the tablet computer before printing the results.



Confirmation of test report sent to the printer



## MAINTENANCE

### Required materials

- 1:10 bleach solution (prepared within the same day); 70% ethanol solution; lint-free wipes; gloves; clean water; eye protection

#### Weekly:

- ✓ Power down the GeneXpert Edge instrument
- ✓ Power down the computer

#### Monthly:

- ✓ Archive tests
- ✓ Purge tests

#### Quarterly:

- ✓ Clean plunger rod
- ✓ Clean cartridge bay

#### Annually:

- ✓ Perform annual instrument maintenance

#### As necessary:

- ✓ Print system log
- ✓ Backup database

## ASSISTANCE FROM CEPHEID

**Support:** [www.cepheid.com/support](http://www.cepheid.com/support)    **Training:** [training@cepheidhdc.com](mailto:training@cepheidhdc.com)

This summary does not replace the Maintenance procedure described in the current User Guide.